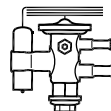


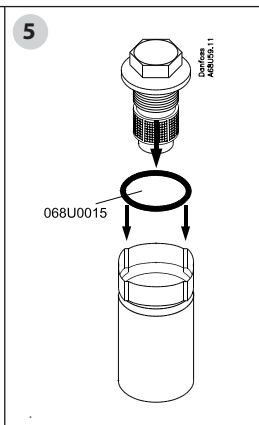
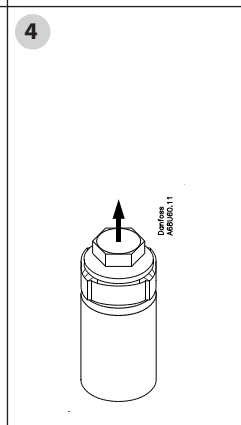
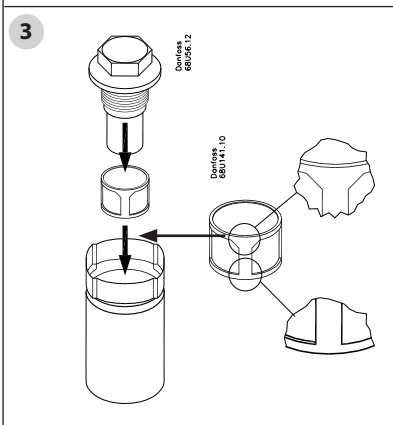
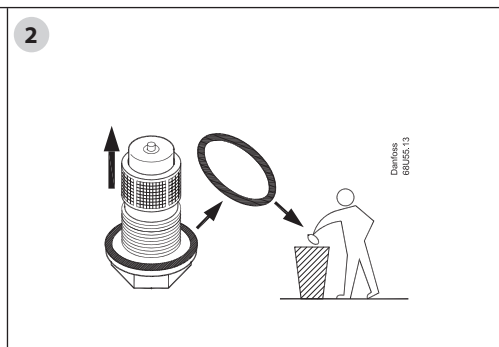
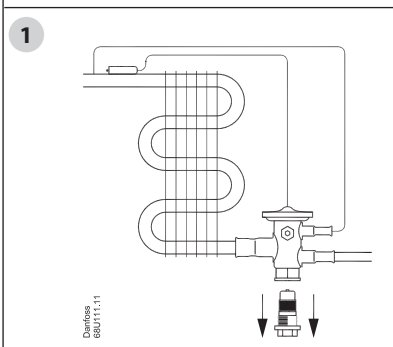
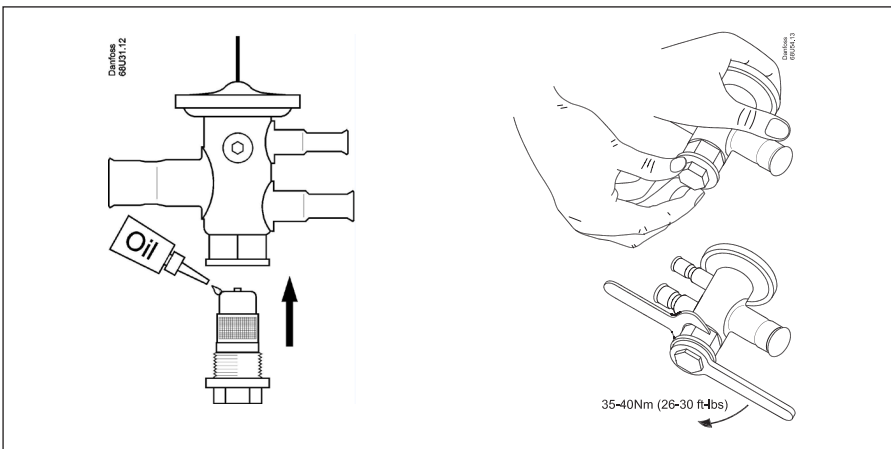
Installation Guide **Thermostatic expansion valves** **Type TUA, TUAЕ and TCAЕ orifice**



068R9549

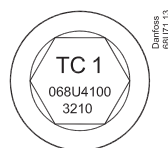
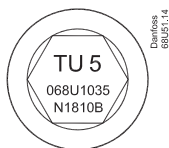
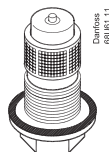


068R9549



Example: TUA/TUAE

Example: TCAE



Range N: -40 – +10 °C (-40 – +50 °F)

Orifice no.	Rated capacity [kW]					Rated capacity [TR]					Code no.
	R22	R134a	R404A/R507	R407C	R410A	R22	R134a	R404A/R507	R407C	R410A	

TUA and TUAE

0	0.60	0.47	0.47	0.63	-	0.17	0.13	0.13	0.18	-	068U1030
1	0.90	0.70	0.70	0.92	1.3	0.25	0.19	0.19	0.26	0.40	068U1031
2	1.3	1.0	1.0	1.4	2.1	0.36	0.28	0.28	0.38	0.60	068U1032
3	1.8	1.4	1.4	1.9	2.9	0.50	0.39	0.39	0.53	0.80	068U1033
4	2.6	2.1	2.1	2.8	4.5	0.75	0.59	0.60	0.80	1.3	068U1034
5	3.5	2.7	2.8	3.8	5.9	1.00	0.78	0.79	1.1	1.7	068U1035
6	5.3	4.1	4.2	5.7	9.0	1.5	1.2	1.2	1.6	2.5	068U1036
7	7.0	5.5	5.6	7.5	12.0	2.0	1.6	1.6	2.1	3.4	068U1037
8	11.0	8.2	8.4	11.0	18.0	3.0	2.3	2.4	3.2	5.0	068U1038
9	16.0	12.0	12.0	17.0	26.0	4.5	3.5	3.5	4.8	7.5	068U1039

TCAE

1	17.5	12.0	13.5	19.0	23.0	5.0	3.5	3.8	5.4	6.5	068U4100
2	21.0	14.5	16.0	23.0	27.5	6.0	4.1	4.5	6.5	7.8	068U4101
3	26.5	18.0	20.0	28.5	34.0	7.5	5.2	5.7	8.1	9.8	068U4102

Range B: -60 – -25 °C (-75 – -15 °F)

Orifice no.	Rated capacity [kW]			Rated capacity [TR]			Code no.
	R22	R404A/R507	R407C	R22	R404A/R507	R407C	

TUA and TUAE

0	0.52	0.36	0.46	0.15	0.10	0.13	068U1030
1	0.68	0.50	0.58	0.19	0.14	0.16	068U1031
2	0.85	0.64	0.70	0.24	0.18	0.20	068U1032
3	1.2	0.89	1.0	0.34	0.25	0.28	068U1033
4	1.8	1.3	1.4	0.50	0.37	0.41	068U1034
5	2.3	1.8	1.9	0.66	0.50	0.55	068U1035
6	3.5	2.7	2.9	1.0	0.75	0.82	068U1036
7	4.7	3.5	3.9	1.3	1.0	1.1	068U1037
8	7.1	5.3	5.8	2.0	1.5	1.6	068U1038
9	10.4	7.8	8.5	2.9	2.2	2.4	068U1039

TCAE

1	12.5	10.9	10.3	3.6	2.7	3.1	068U4100
2	16.4	14.1	13.5	4.7	3.5	4.0	068U4101
3	21.6	19.4	18.0	6.1	4.6	5.5	068U4102