

**TL4DL**  
**MBP/HBP Compressor**  
**R404A/R507**  
**220-240V 50Hz**

## General

Code number	102U2038
Approvals	EN 60335-2-34
Compressors on pallet	125

## Application

Application		MBP/HBP	
Frequency	Hz	50	60
Evaporating temperature	°C	-20 to 10	–
Voltage range	V	198 - 254	–
Max. condensing temperature continuous (short)	°C	55 (60)	–
Max. winding temperature continuous (short)	°C	125 (135)	–

### Cooling requirements

Frequency	Hz	50			60		
Application		LBP	MBP	HBP	LBP	MBP	HBP
32°C		—	F <sub>2</sub>	F <sub>2</sub>	—	—	—
38°C		—	F <sub>2</sub>	F <sub>2</sub>	—	—	—
43°C		—	—	—	—	—	—
Remarks on application:							

## Motor

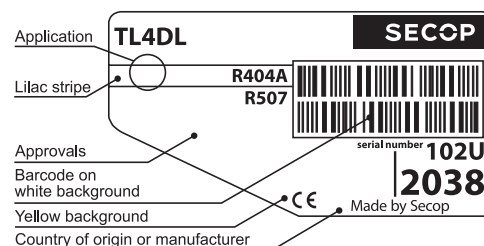
Motor type	CSIR	
LRA (rated after 4 sec. UL984), HST   LST	A	7.5
Cut in Current, HST   LST	A	7.5
Resistance, main   start winding (25°C)	Ω	12.0
		20.0

## Design

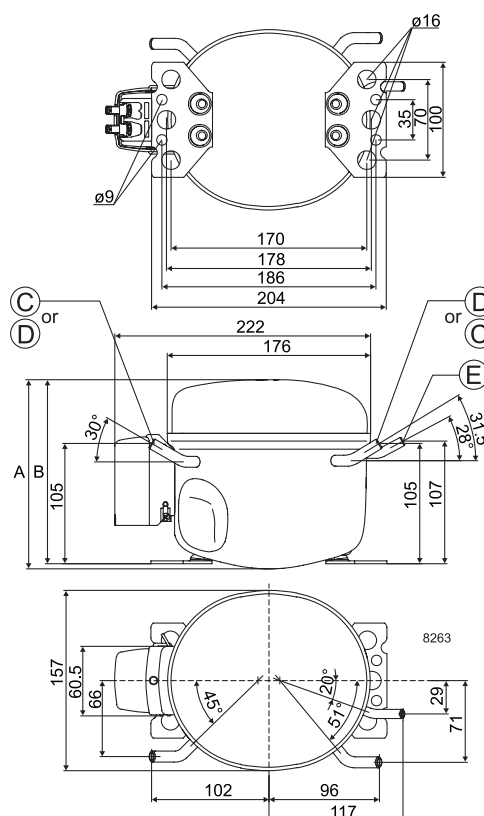
Displacement	cm <sup>3</sup>	3.86
Oil quantity (type)	cm <sup>3</sup>	280 (polyolester)
Maximum refrigerant charge	g	600
Free gas volume in compressor	cm <sup>3</sup>	1690
Weight without electrical equipment	kg	7.5

## Dimensions

Height	mm	A	173
		B	169
		B1	–
		B2	–
Suction connector	location/I.D. mm   angle	C	6.2   30°
	material   comment		Copper   Rubber plug
Process connector	location/I.D. mm   angle	D	6.2   31.5°
	material   comment		Copper   Rubber plug
Discharge connector	location/I.D. mm   angle	E	5.0   28°
	material   comment		Copper   Rubber plug
Oil cooler connector	location/I.D. mm   angle	F	–
	material   comment		–
Connector tolerance	I.D. mm		±0.09, on 5.0 +0.12/+0.20
Remarks:			



S = Static cooling normally sufficient  
O = Oil cooling  
F<sub>1</sub> = Fan cooling 1.5 m/s  
(compressor compartment temperature  
equal to ambient temperature)  
F<sub>2</sub> = Fan cooling 3.0 m/s necessary  
SG = Suction gas cooling normally sufficient  
– = not applicable in this area

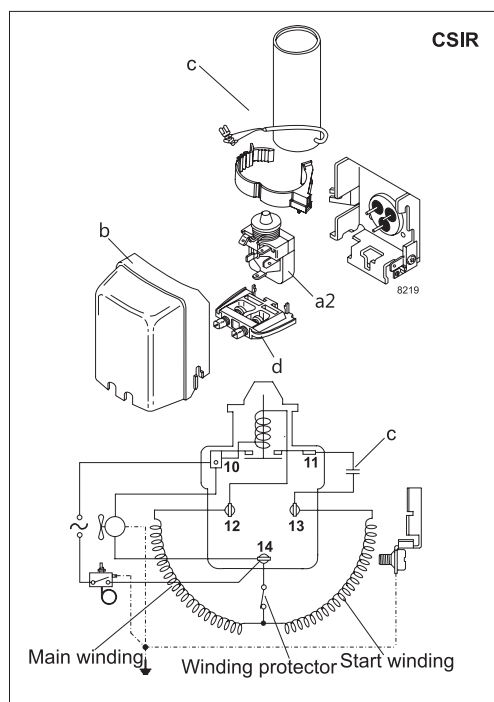


**EN 12900 Household (CECOMAF)**220V, 50Hz, fan cooling F<sub>2</sub>

Evap. temp. in °C	-45	-40	-35	-30	-25	-23.3	-20	-15	-10	-6.7	-5	0	5	7.2	10	15	20
Capacity in W							196	229	281	324	349	432	527	572	631		
Power cons. in W							169	186	203	215	221	239	256	263	272		
Current cons. in A							1.22	1.28	1.34	1.38	1.41	1.47	1.54	1.56	1.60		
COP in W/W							1.16	1.23	1.38	1.51	1.58	1.81	2.06	2.17	2.32		

**ASHRAE LBP**220V, 50Hz, fan cooling F<sub>2</sub>

Evap. temp. in °C	-45	-40	-35	-30	-25	-23.3	-20	-15	-10	-6.7	-5	0	5	7.2	10	15	20
Capacity in W							229	267	328	376	409	506	619	672	742		
Power cons. in W							169	186	203	215	221	239	256	263	272		
Current cons. in A							1.22	1.28	1.34	1.38	1.41	1.47	1.54	1.56	1.60		
COP in W/W							1.36	1.44	1.61	1.75	1.85	2.12	2.42	2.55	2.73		



Accessories for	TL4DL	Figure	Code number
PTC starting device	6.3 mm spade connectors	a1	—
	4.8 mm spade connectors	a2	—
Starting relay	6.3 mm spade connectors	a2	117U6001
Start. capacitor 60 µF	6.3 mm spade connectors	c	117U5014
Cover		b	103N2010
Cord relief		d	103N1010
Protection screen for PTC		g	—

Test conditions	EN 12900/ CECOMAF	ASHRAE LBP
Condensing temperature	45°C	45°C
Ambient temperature	32°C	32°C
Suction gas temperature	32°C	32°C
Liquid temperature	45°C	32°C

Mounting accessories	Code number	
Bolt joint for one comp.	Ø: 16 mm	118-1917
Bolt joint in quantities	Ø: 16 mm	118-1918
Snap-on in quantities	Ø: 16 mm	118-1919

Secop accepts no responsibility for possible errors in catalogs, brochures, and other printed material. Secop reserves the right to alter its products without notice. This also applies to products already on order provided that such alterations can be made without consequential changes being necessary to specifications already agreed. All trademarks in this material are the property of the respective companies. Secop and the Secop logotype are trademarks of Secop GmbH. All rights reserved. [www.secop.com](http://www.secop.com)